

**School Consolidation in Maine...  
...by the Numbers.**

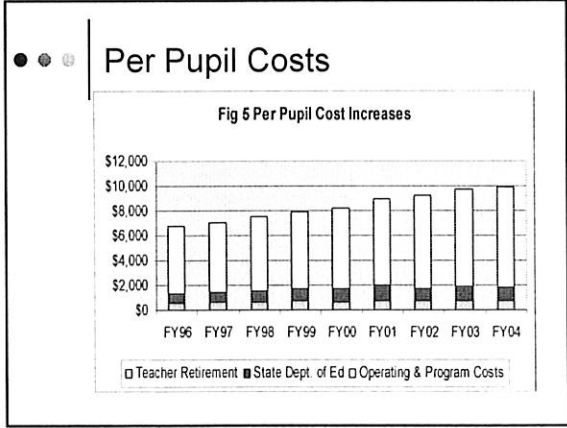
Presentation by James I. Cohen

**What We Said Last Year**

- o Maine school districts smaller than national average.
- o Per pupil costs higher than national average.
- o Special Ed costs among highest in the nation.
- o We have declining enrollment.
- o Something needs to change.

**The Big Picture Numbers**

- \$2 billion annual K-12 spending
- 200,000 students
- \$10,000 per pupil cost



**Too Many School Districts**

- 286 school districts
- 679 students per district
- Southern Maine average = 2,000
- Washington Cty average = 518
- **National average = 3,000**

**Students per District**

Nevada	24,305
Utah	11,155
New Mexico	3,263
Oregon	2,484
Alaska	2,168
Idaho	2,051
Wyoming	1,640
Kansas	1,389
<b>MAINE</b>	<b>807</b>
S. Dakota	690
Nebraska	531
N. Dakota	450
Montana	300

### Per Pupil Spending

Vermont	\$10,630
<b>MAINE</b>	<b>\$10,145</b>
Wisconsin	\$9,483
New Hampshire	\$8,915
<b>US Average</b>	<b>\$8,208</b>
Oregon \$7,587	
Washington	\$6,727
North Carolina	\$6,727
Idaho	\$6,372

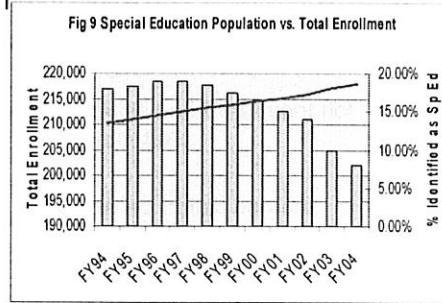
### Low Student:Teacher Ratio

Nevada	20.6
Utah	20.6
Oregon	17.8
Idaho	16.6
Alaska	14.7
<b>US MEDIAN</b>	<b>14.1</b>
New Mexico	13.5
S. Dakota	12.9
Kansas	12.9
Montana	12.8
Nebraska	12.7
N. Dakota	12.4
Wyoming	12.1
<b>MAINE</b>	<b>11.9</b>

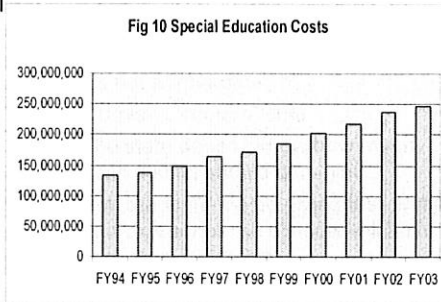
### High Special Education Costs

- 18.2% identification rate
- Additional \$7,000 per identified student
- 17% of all education spending
- Numbers, percentages, and costs are all rising steadily
  - 10 years: 95.8% increase

### High Identification Rates



### Rising Costs



### Among the highest in nation

<b>MAINE</b>	<b>18.2%</b>
New Hampshire	14.9%
Wisconsin	14.4%
North Carolina	14.2%
Oregon	13.9%
Vermont	13.8%
<b>US AVERAGE</b>	<b>13.7%</b>
Washington	12.1%
Idaho	11.7%



## The Good News

- o Budget Transparency
- o Opportunity to create new efficiencies.
- o We're all in it together.



## The Portland Experience

- o Municipal District. Largest in the State.
- o Tough Budget Year
  - Limited Budget Information
  - Tension between Council and School Committee
  - Exacerbated by increasing costs and declining GPA
  - Unexpected Deficit
- o New law means new opportunities for collaboration and budget transparency.



## Metro Regional Coalition

- o Six Greater Portland Communities
- o "Bottom up" approach.
- o Cooperate when either save money or improve services.
- o Long-term savings may require short term investments.
- o Lack of standardized equipment and codes creates additional barriers.



## Change is Hard.

But not changing would be worse.